

Wall Ladders

INSTRUCTIONS FOR USE

Codes 4334-4335




CONTENTS	PAGE
1.0 INTRODUCTION	1
2.0 TECHNICAL DATA	2
3.0 FOR YOUR SAFETY	3
4.0 ASSEMBLY	4
5.0 CARE & MAINTENANCE	5
6.0 GUARANTEE AND SERVICE	5
7.0 CONTINUOUS IMPROVEMENT	6
8.0 WARRANTY & AFTERSALE	6

1.0 INTRODUCTION

Thank you for choosing your new Smirthwaite Product.

Our range of wall ladders is ideal for therapy environments, and can be used as an aid to sitting, standing and toileting. It can also be used with a plinth end against it for exercising purposes.

	<p>IMPORTANT!</p> <p>These instructions should be read by all therapists and carers using the equipment and should be retained for future reference. The product should always be used under adult supervision.</p> <p>Any incorrect use of the product and failure to follow the instructions may put the user at risk or impede the function. If you have any queries using this product or wish for further copies, please do not hesitate to contact Customer Service department on T: +44 (0) 1626 835552.</p>
---	--


2.0 TECHNICAL DATA

Size		1	2
Product Code		4334	4335
Depth	mm	600	750
Height	mm	1200	1500
Rung spacing	mm	75	100
Rung diameter	mm	22	25

2.1 WEIGHT LIMIT

Size	1	2
Product Code	4334	4335
User Weight Limit (Kg)	50	50

3.0 FOR YOUR SAFETY


	STOP!
	Please read these instructions CAREFULLY and THOROUGHLY.

- The user should NOT be left unattended whilst using the product. Always ensure a responsible adult or carer is in attendance.
- Regular maintenance checks and cleaning are essential for the safe use of this equipment (see care and maintenance section).
- If any part is loose, damaged or functioning incorrectly, do not use until rectified.
- This product is intended for indoor use only.
- Always keep this product away from naked flames, cigarettes and sources of heat including open fireplaces, radiators, heaters.

If you believe this product to be faulty **-DO NOT USE-** Contact G&S Smirthwaite Ltd on
T: +44 (0) 1626 835552

4.0 ASSEMBLY

- Stand the ladder in the desired position and check the room skirting board does not prevent the ladder fitting flush to the wall. If it does, cut out the lower part of the ladder to fit, or raise the ladder to clear the obstruction.
- If the ladder is to be used by adults it **MUST** fit with the base to the floor.
- Mark the fixing position through each securing blocks.
- Drill a 6.5mm hole to the depth of the rawplugs supplied.
- Fit a rawplug into each hole ensuring that they fit flush to the surface.
- Re-locate the ladder and with the screws provided secure the ladder to the wall.


	STOP!
	If the ladder is to be fitted to a stud or hollow wall, special fixings will be needed – if necessary, seek professional advice before fixing the ladder.

Should you wish to query any aspect of your product, please contact our Customer Services department on:

T: +44 (0) 1626 835552

E: info@smirthwaite.co.uk

5.0 CARE AND MAINTENANCE


	IMPORTANT!
	Cleaning is recommended on a regular basis.

All our wooden products are easy to clean.

- Clean wooden parts with a damp cloth and mild detergent.
- Stubborn marks on wood work should be cleaned by using a soft brush.
- Do not soak or immerse the product in water.
- Store the product in a cool dry place and out of direct sunlight.
- DO NOT use bleach, solvents, abrasives, synthetic detergents, wax polishes, antibacterial sprays or wipes.
- For further information please refer to MHRA or your NHS cleaning guidelines.

5.1 DAILY CHECKS

- Check all parts for signs of wear and tear or damage.
- Ensure all screws are present and tightened.

	STOP!
	The product should not be in use while the checks are carried out.

5.2 SERVICE INTERVAL

Wall ladders should be serviced every 3 years. Servicing must only be undertaken by a Smirthwaite service engineer, or by a Smirthwaite trained representative.

6.0 GUARANTEE & SERVICE

This product is issued with a full parts and labour guarantee for 2 years from the date of delivery. This guarantee does not apply to accidental damage caused through inappropriate use of the product. This guarantee is issued at the discretion of G & S Smirthwaite Ltd on RTB (Return to Base) basis.

If you have any questions or doubts relating to the safety or use of the chair please contact us for advice or assistance on:

T: +44 (0) 1626 835552

E: info@smirthwaite.co.uk

7.0 CONTINUOUS IMPROVEMENT

G & S Smirthwaite Ltd are committed to continuous improvement to their product range. Should you have any suggestions or comments please send them to our product design department at: info@smirthwaite.co.uk

G&S Smirthwaite Ltd reserve the right to change the specification or material without prior notice.

For catalogues, help and further information on our products please contact us at:

G&S Smirthwaite Ltd
17 Wentworth Road
Heathfield
Devon TQ12 6TL

T: +44 (0) 1626 835552

F: +44 (0) 1626 835428

E: info@smirthwaite.co.uk

W: www.smirthwaite.co.uk

8.0 WARRANTY & AFTERSALE

8.1 Product Information

Model:	
Size:	
Date of Manufacture:	
Serial Number:	

8.2 Service & inspection record form:

Date	Procedure	Service Personnel



G & S Smirthwaite, 17 Wentworth Road, Heathfield, Newton Abbot, Devon.TQ12 6TL
T: +44 (0) 1626 835552 F: +44 (0) 1626 835428 E: info@smirthwaite.co.uk
W: www.smirthwaite.co.uk